

## PL-900 Microsoft Power Platform Fundamentals Exam Study Guide

May 7, 2023 by [Sonali Jain](#)

A promotional banner for Whizlabs. It features the Whizlabs logo on the left, the text "Upgrade Cloud Skills" in the center, and a coupon code "WHIZSPL20" on the right. Below the coupon code is a button that says "Save 20% Extra Now". On the far right, there is a small image of a woman working on a laptop.

★★★★★ 5/5 - (31 votes)

A business that wants to streamline its operations cannot do without the Microsoft Power Platform. However, a person must be skilled and knowledgeable in order to benefit from it fully. This is where the PL-900 certification comes into play.

By achieving PL-900 certification, a candidate can demonstrate their understanding of the Power Platform and be able to stand out from the crowd.

In this article, we're going to examine what the PL-900 certification entails.

So, if you're a tech lead, customer relationship manager, CRM consultant, or just looking to improve your Power Platform skills, read on.

## Table of Contents

- [PL-900 Certification Overview?](#)
- [Why PL-900 Certification?](#)
- [Who This Certification Is For?](#)
- [Benefits of PL-900 Certification](#)
- [PL-900 Exam Details](#)
- [PL-900 Exam Skills Measured](#)
- [How to Register for PL-900 Certification Exam](#)
- [Prerequisite for PL-900 Certification](#)
- [PL-900 Exam Study Guide](#)
- [PL-900 Exam Retake Policy](#)
- [Conclusion](#)
- [FAQs](#)

## PL-900 Certification Overview?

PL-900 Certification measures a candidate's proficiency in identifying core components, formulating business value, estimating Power Automate capabilities, confirming the value of Power Virtual Agents, and interpreting and illustrating Power Platform's features.

This Microsoft Power Platform Fundamentals qualifying exam contains 40 to 60 questions. There are various formats for these questions, such as short answers, multiple-choice questions, case studies, drag-and-drop questions, etc. The exam lasts 60 minutes or an hour.

The PL 900 certification is for IT pros who want to increase their skills using

Power Automate, Power Platform, etc. Also, those who work in similar fields and are business users, functional consultants, or functional consultants, would benefit significantly from this Microsoft certification.



Are you new to Azure Cloud? Do check out our blog post on the [Microsoft Certification Roadmap 2023](#) and choose the best certification for you.

## Why PL-900 Certification?

Today, professionals who are experts in Microsoft Power Platform business operations are in demand due to their niche nature.

Nevertheless, employers need to make sure candidates' skills are validated. The PL-900 certification helps you to do this as well as allows you to communicate on your behalf as well.

With hands-on experience with all the Power Platform tools, you'll be a cut above your competition. Aside from that, this certification gives you:

- Competitive edge by automating business processes
- Increase customer engagement and relationships with chatbots
- Valuable insights by creating dashboards
- Make Power Platform work for you
- Make your resume stand out by getting certified in Microsoft

- Track your clients' preferences and sentiments with the AI builder.
- Pick the right Power Platform tool to identify and implement business and tech acumen.

**Also Check:** [PL-100 Exam Study Guide](#)

## Who This Certification Is For?

The PL-900 certification is for you if you're looking for:

- To demonstrate your ability by using the Microsoft Power Platform.
- Create frictionless Power Apps
- Use Power BI to simplify data analysis

Then this is the right certification for you.

Furthermore, if you want to become a Microsoft Power Platform Developer, then the PL-900 is essential. This exam will validate your MS Power Platform skills and add some depth to your existing knowledge.

Also, it's right for technical leads who want to broaden their knowledge of the Microsoft Power Platform. With new tools and solutions, Microsoft keeps updating its services. Thus, it'll help technical leads update their Power Platform skills.

Lastly, the PL-900 exam is perfect for customer relationship managers and CRM consultants. With Microsoft Power Platforms, businesses have a lot of CRM tools to choose from, which they need CRM solution consultants to help them with.

**Also Read:** [PL-200 Exam Study Guide](#)

## Benefits of PL-900 Certification

The PL-900 certification will benefit you in the following ways:

- By learning Power platform basics, you can build a mobile/tab compatible app in a day with little or no coding.
- Provide intelligent solutions to your clients as a certified Power Platform professional.
- With Microsoft Power Automate, you can create flows and automate business processes.
- You can quickly create a dashboard that will impress your clients.
- You can deploy a chatbot on your organization's website by building one.
- Stay ahead of your competitors by creating attractive portals for your customers.
- You can predict your customer's sentiment by using AI Builder.

## PL-900 Exam Details

<b>Exam Name</b> PL-900: Microsoft Power Platform Fundamentals Exam	<b>Passing Marks</b> 700
<b>Exam Fee</b> \$99	<b>Exam Duration</b> 60 Minutes
<b>Exam Validity</b> Lifetime	<b>Exam Languages</b> English, Spanish, German, Chinese (Simplified), French, Korean, Japanese, Portuguese (Brazil), Russian, Arabic (Saudi Arabia), Chinese (Traditional), Italian
<b>Total Questions</b> 40-60 Questions	<b>Exam Type</b> Multiple-choice and Multiple response questions

## PL-900 Exam Skills Measured

<b>Describe the business value of Microsoft Power Platform</b>	<b>20-25%</b>
<b>Identify foundational components of Microsoft Power Platform</b>	<b>10-15%</b>
<b>Demonstrate the capabilities of Power BI</b>	<b>10-15%</b>
<b>Demonstrate the capabilities of Power Apps</b>	<b>20-25%</b>
<b>Demonstrate the capabilities of Power Automate</b>	<b>15-20%</b>
<b>Demonstrate complementary Microsoft Power Platform solutions</b>	<b>15-20%</b>

**Check Out:** [PL-300 Exam Study Guide](#)

## How to Register for PL-900 Certification Exam

You can register for the Microsoft Power Platform Fundamentals Exam (PL-900) by going to the [Official Microsoft Page](#).

### Schedule exam

**Exam PL-900: Microsoft Power Platform Fundamentals**

United States

**\$99 USD\***  
Price based on the country or region in which the exam is proctored.

**Languages:** English, Spanish, German, Chinese (Simplified), French, Korean, Japanese, Portuguese (Brazil), Russian, Arabic (Saudi Arabia), Chinese (Traditional), Italian  
**Retirement date:** none

This exam measures your ability to describe the business value of Microsoft Power Platform; identify foundational components of Microsoft Power Platform; demonstrate the capabilities of Power BI; demonstrate the capabilities of Power Apps; demonstrate the capabilities of Power Automate; and demonstrate complementary Microsoft Power Platform solutions.

[Schedule with Pearson VUE >](#)

For students or instructors

[Schedule with Certiport >](#)

[Take a free practice assessment](#)

## Prerequisite for PL-900 Certification

A foundational level of knowledge of Power Platform and Microsoft Azure Services is necessary for fresh graduates or candidates with some business application experience such as Dynamics 365.

Also, it is necessary to have a good understanding of cloud computing concepts in order to pass the Microsoft Power Platform Fundamentals PL-900 certification exam.

**Also Check:** [PL-400 Exam Study Guide](#)

## PL-900 Exam Study Guide

### Describe the business value of Microsoft Power Platform (20–25%)

#### Describe the business value of Microsoft Power Platform services

- Describe the value of Power Apps to build applications
  - [What is Power Apps?](#)
  - [What are model-driven apps in Power Apps?](#)
- Describe the value of Power Automate to automate processes
  - [Get started with Power Automate](#)
- Describe the value of Power BI to gain insights into data
  - [Apply insights in Power BI to explain fluctuations in visuals](#)
  - [Find Insights in your reports \(preview\)](#)
- Describe the value of Power Pages to build websites
  - [What is Power Pages?](#)
- Describe the value of Power Virtual Agents to create chatbots
  - [Power Virtual Agents overview](#)
  - [Use variables](#)

- Describe the value of connectors to integrate services and data
  - [Custom connectors](#)
- Describe the value of Microsoft Dataverse to organize business data
  - [What is Microsoft Dataverse?](#)
- Describe the value of AI Builder to enhance apps and flows
  - [Overview of AI Builder](#)

## **Describe the business value of extending business solutions by using Microsoft Power Platform**

- Describe how Microsoft Power Platform apps work together with Microsoft Dynamics 365 apps
  - [Microsoft Power Platform integration with finance and operations apps](#)
- Describe how Microsoft Power Platform business solutions work together with Microsoft 365 apps and services
- Describe how Microsoft Power Platform apps work together
- Describe how Microsoft Power Platform works with Microsoft Teams
  - [Power Apps and Microsoft Teams integration](#)
- Describe how Microsoft Power Platform business solutions can consume Microsoft Azure services

## **Describe Microsoft Power Platform administration and governance**

- Describe the Microsoft Power Platform security model
  - [Security concepts in Microsoft Dataverse](#)
  - [Security in Microsoft Dataverse](#)
- Describe environments
  - [Environments overview](#)
- Describe where to perform specific administrative tasks including Microsoft Power Platform admin center and Microsoft 365 admin center
  - [Administer Microsoft Power Platform](#)



- [What's the role of a Power Platform administrator?](#)
- Describe how Microsoft Power Platform supports privacy and accessibility guidelines
  - [Compliance and data privacy](#)
  - [Security and governance considerations](#)

## Identify foundational components of Microsoft Power Platform (10–15%)

### Describe Microsoft Dataverse

- Describe differences between traditional databases and Microsoft Dataverse
  - [Dataverse is not a database](#)
  - [What is Power Apps?](#)
- Describe tables, columns, and relationships in Microsoft Dataverse
  - [Table relationships](#)
- Describe business logic in Microsoft Dataverse
  - [Apply business logic in Microsoft Dataverse](#)
- Describe dataflows for Microsoft Dataverse
  - [What are dataflows?](#)

### Describe connectors

- Describe the components of a connector
  - [Connectors overview](#)
- Describe standard and premium connectors
  - [Connector reference overview](#)
  - [List of all Premium tier connectors](#)
  - [List of all Standard tier connectors](#)
- Identify use cases for custom connectors
  - [Custom connectors](#)

## Demonstrate the capabilities of Power BI (10–15%)

### Identify basic Power BI components

- Describe Power BI Desktop and Power BI Service
  - [What is the Power BI service?](#)
  - [Compare Power BI Desktop and the Power BI service](#)
- Compare and contrast dashboards, workspaces, reports, and paginated reports
  - [What are paginated reports in Power BI?](#)
  - [When to use paginated reports in Power BI](#)
  - [Create and use the paginated report visual](#)
- Describe how to clean and transform data by using Power Query
  - [Clean, transform, and load data in Power BI](#)
- Describe how AI Insights helps identify anomalies and trends in data

### Build a basic dashboard by using Power BI

- Create a Power BI report by adding visualizations
  - [Add visuals to a Power BI report \(part 1\)](#)
  - [Add visuals to a Power BI report \(part 2\)](#)
- Create a Power BI dashboard
  - [Create reports and dashboards in Power BI – documentation](#)
- Add visualizations to dashboards by using Q&A
  - [Use Power BI Q&A to explore your data and create visuals](#)
- Consume Power BI reports and dashboards
  - [Introduction to dashboards for Power BI designers](#)

## Demonstrate the capabilities of Power Apps (20–25%)

### Identify basic Power Apps capabilities

- Describe the differences between canvas apps and model-driven apps

- Describe use cases for and capabilities of canvas apps
  - [Understand canvas-app forms](#)
  - [Canvas component overview](#)
- Describe use cases for and capabilities of model-driven apps
  - [What are model-driven apps in Power Apps?](#)

## **Build a basic canvas app**

- Connect to data sources by using connectors
  - [Data sources in Power BI Desktop](#)
- Create an app from data
  - [Create a canvas app with data from Microsoft Dataverse](#)
- Add controls to canvas app screens
  - [Controls and properties in canvas apps](#)
  - [Add and configure controls in canvas apps](#)

## **Build a basic model-driven app**

- Create a model-driven app from tables
  - [Build your first model-driven app](#)
- Modify forms
- Create and modify views

**Demonstrate the capabilities of Power Automate (15–20%)**

## **Identify basic Power Automate components**

- Describe use cases for cloud and desktop flows
  - [Overview of the different types of flows](#)
  - [Introduction to desktop flows](#)
  - [Introduction to other types of desktop flows](#)
- Describe use cases for cloud flow templates
- Describe how Power Automate cloud flows use connector triggers and

actions

- [Connectors overview](#)
- [Get started with triggers](#)
- Describe Power Automate use cases for approvals, Microsoft Teams, Outlook, SharePoint, and Forms
  - [Create and test an approval workflow with Power Automate](#)
  - [Get started with approvals](#)
- Describe the Power Automate apps including Power Automate for Desktop, Power Automate mobile, and the Power Automate portal
- Describe actions for Power Automate desktop flows
  - [Introduction to desktop flows](#)
- Describe document processing in Power Automate
  - [Use a document processing model in Power Automate](#)

## **Build a basic Power Automate flow**

- Create a cloud flow by using an instant, automated, or scheduled flow template
  - [Introducing instant flows](#)
  - [Create a cloud flow in Power Automate](#)
  - [Run flows on a schedule](#)
- Modify a cloud flow
  - [Edit Windows recorder \(V1\) flows](#)
- Add flow steps to perform data operations
  - [Use data operations](#)
  - [Perform data operations in Azure Logic Apps](#)
- Run a cloud flow
  - [Watch your flows in action](#)
- Build a basic desktop flow by recording tasks

**Describe complementary Microsoft Power Platform solutions  
(15–20%)**

## Describe the capabilities of Power Virtual Agents

- Describe use cases for Power Virtual Agents
  - [Power Virtual Agents overview](#)
- Describe the purpose of topics, entities, and actions
  - [Use entities and slot filling in Power Virtual Agents bots](#)
- Create topics from existing FAQs by using Suggest Topics
  - [Create topics from existing online support content](#)

## Describe the capabilities of Power Pages

- Describe use cases for Power Pages
  - [What is Power Pages?](#)
  - [Power Pages capabilities](#)
- Describe use cases for templates
  - [Use Word templates to create standardized documents](#)
- Describe how to share data externally

## Describe the capabilities of AI Builder

- Describe use cases for AI Builder
  - [Overview of AI Builder](#)
  - [AI models and business scenarios](#)
- Describe the lifecycle to create an AI Builder model
  - [Administer AI Builder](#)

## PL-900 Exam Retake Policy

Here is how you can retake the Microsoft Exam PL-900

1. Those who are unable to pass the exam on their first try must wait for a minimum of 24 hours before making another attempt.
2. A minimum gap of 14 days is necessary for candidates who fail the

- exam for the second time before attempting it again.
3. If someone attempts the exam for the fourth or fifth time, they must also wait for a period of 14 days before attempting it again.

## Conclusion

PL-900 certifications are a great way for individuals to validate their skills and differentiate themselves from the crowd. Anyone interested in improving their Power Platform skills, including technical leads, customer relationship managers, CRM consultants, and CRM consultants, will benefit from this certification.

By earning the [Microsoft Azure](#) PL-900 certification, one can gain a competitive edge, automate business processes, increase customer engagement, and make their resume stand out.

Overall, PL-900 certifications are definitely worth it with the increasing demand for Microsoft Power Platform professionals. So, think about getting certified with PL-900 if you're looking to enhance your Power Platform skills.

## FAQs

### Q1. Is the PL-900 exam hard?

Actually, PL-900 is a relatively easy exam to pass. If you work hard, you can pass the pl-900.

### Q2. Is PL-900 worth it?

Yes, PL-900 is worth it because when you study for the PL-900 exam, you'll learn how to use Power BI, Power Apps, Power Automate, and Power Virtual Agents to create tools for your company.

### Q3. How long is PL-900 valid for?

PL-900: Microsoft Power Platform Fundamentals Certification will remain valid for two years.

### Q4. How long is the PL-900 exam?

PL-900 exam is 60 minutes long.

### Q5. How many questions are on the PL-900 exam?

The PL-900 exam typically consists of 40-60 multiple choice questions.

### Q6. What is the passing score for the PL-900 exam?

The passing score for the PL-900 exam is 700 out of 1000.


### Q7. How much does it cost to take the PL-900 exam?

The cost of the PL-900 exam may vary by location, but it is typically around \$99 USD.

## Related Articles

- [AI-102 Exam Study Guide](#)
- [AZ-305 Exam Study Guide](#)
- [AZ-400 Exam Study Guide](#)
- [SC-100 Exam Study Guide](#)
- [Microsoft Azure PL-900 Exam Study Guide](#)





## Sonali Jain

Sonali Jain is a highly accomplished Microsoft Certified Trainer, with over 6 certifications to her name. With 4 years of experience at Microsoft, she brings a wealth of expertise and knowledge to her role. She is a dynamic and engaging presenter, always seeking new ways to connect with her audience and make complex concepts accessible to all.



 **Upgrade Cloud Skills** USE COUPON WHIZSPL20 Save 20% Extra Now 

Unlimited access to Hands-on Labs and premium content

### Leave a Comment

Save my name, email, and website in this browser for the next time I comment.

**Post Comment**



**FLASH SALE**

Enjoy **29%** off  
on  
**Premium+ Subscription**

@ **\$110.33** ~~\$155~~  
\*billed yearly

**CLAIM OFFER >**

The banner features a dark purple background with yellow lightning bolts and pink/purple geometric shapes. The text is primarily white and yellow, with a yellow button for 'CLAIM OFFER >'.

Become **Microsoft Azure**  
Certified Expert

**10% Discount**  
USE CODE  
DISCOUNT10

The banner has a blue background with white clouds. The text is white and yellow. A dashed white box highlights the discount code.



Buy Now



Learn tech skills  
that advance  
your career


GET 50\$ OFF ▶




Achieve your  
career and  
learning goals




Recent Posts




Common Mistakes to Avoid in Azure Certification Exams




PL-400 Microsoft Power Platform Developer Exam Study Guide



PL-200 Microsoft Power Platform Functional Consultant Exam Study Guide



PL-100: Microsoft Power Platform App Maker Associate Exam Study Guide



SC-400: Microsoft Azure Information Protection Administrator Associate Exam Study Guide

[Privacy Policy](#) [About](#) [HTML Sitemap](#)

Copyrights © 2023, cloudkeeda. All Rights Reserved